



# Survey Findings


The survey was shared through the Family Voices network.

 **755** responses were received.

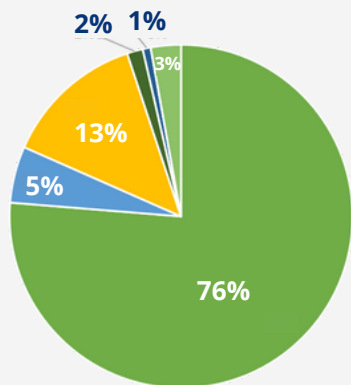
 **631** identified as parents/caregivers of CYSHCN & disabilities.

 **540** participants within **39** states and territories completed the survey.

 **83%** are parent/caregivers of a child 0-21 year old with special health care needs or disabilities.

 **72%** think childhood vaccines are safe.

## Race & Ethnicity



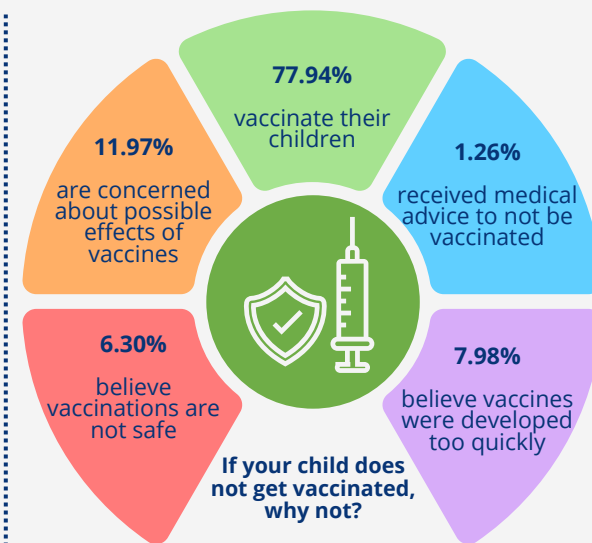
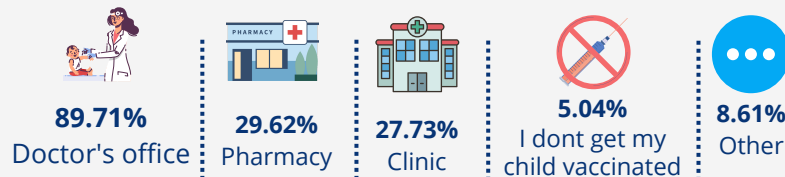
■ White  
■ Black/African American  
■ Hispanic/Latino  
■ Asian/Asian American  
■ American Indian or Alaska Native  
■ Native Hawaiian/Pacific Islander  
■ Two or more races  
■ I prefer not to respond

Family Voices (FV), in collaboration with the Association of University Centers on Disabilities (AUCD), developed a survey to gather strategies for engaging children and youth with special health care needs (CYSHCN) and their families.

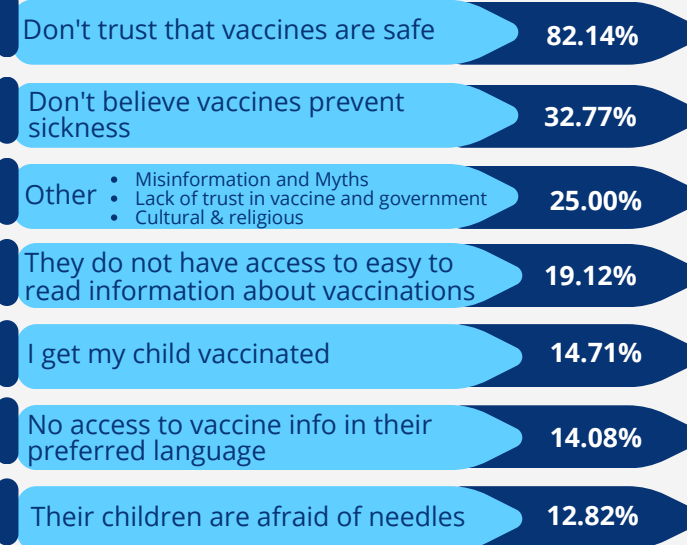
## How people would like to receive information about vaccination:

- 39.29%** Email (newsletters, listservs, or email blasts)
- 35.92%** Electronic fact sheets / flyers
- 27.52%** Virtual training / events / webinars
- 22.69%** Social media posts
- 19.33%** 1:1 contact via calls, individual emails, mailing and text
- 17.84%** Other: **42%** want to receive information directly from their provider. **23.5%** don't need additional information.

## Where children get their vaccines



## Why do people choose not to vaccinate their children?



## Why would people change their minds about vaccinating their children?

