


ALL RESOURCES CAN BE FOUND HERE: [WWW.FAMILYVOICES.ORG/TELEHEALTH](http://WWW.FAMILYVOICES.ORG/TELEHEALTH)



# Next Leveler's Checklist

**Has Used  
Telehealth &  
has used Technology and  
very comfortable with both:  
Next Levelers**

*NOTE: The Next Leveler's are ready for more! This curriculum was not designed for them but many of the supporting resources and documents were! They are ideal candidates for the train the trainer model of the telehealth curriculum. Engage them to see if they are ready to help others in their community.*

ALL RESOURCES CAN BE FOUND HERE: [WWW.FAMILYVOICES.ORG/TELEHEALTH](http://WWW.FAMILYVOICES.ORG/TELEHEALTH)

## A: Ask

ASK AND LISTEN!

- Where/How does your child see their doctor/therapist/provider?
- Do you have a device (cell phone/tablet/computer/ laptop)?
- Are you Connected (minutes, data, wifi, cellular, dial-up, hotspot)?
- Do you know how to "DO" a telehealth visit?
- How comfortable are you (1-4 1: not at all/ 4: I am a pro)



1- Never  
Nevers



2- Never  
Teles



3- Not  
Comfortable



4- Next  
Leveler

## B: Barrier

IDENTIFY THE BARRIERS!

WHAT ARE THE FAMILY'S TOP 3 BARRIERS TO A SUCCESSFUL TELEHEALTH VISIT?

### Device

- I don't have a phone or device




### Connection

- I'm not on the internet
- I don't have a signal
- I can't afford a phone plan or minutes



### How to "DO" a telehealth visit

- I don't know how to do this with my Dr.
- I don't know how to log in
- I don't have an email





### First Visit/ Other Barriers

- I don't have the accommodations I need
- I am not comfortable being on camera
- I can't find a private or quiet place for my appt
- I don't trust my information will be secure
- My child won't participate
- My insurance doesn't cover telemedicine
- I need interpretation services



ALL RESOURCES CAN BE FOUND HERE: [WWW.FAMILYVOICES.ORG/TELEHEALTH](http://WWW.FAMILYVOICES.ORG/TELEHEALTH)

## C: Content NEXT LEVELER'S



### TELEHEALTH CURRICULUM

- Are you Connected Presentation/Video/Definitions
- Do you have a Device Presentation/Video/Definitions
- Can you See your Provider Presentation/Video/Definitions
- Your 1st Telemed Appt Presentation/Video/Definitions
- Webinar Launch
- Definitions (master list)



### FAMILY VOICES RESOURCES

- Barrier Busters (See also Section B: Barrier)
- Telehealth, What is it? Infographic
- Rights & Responsibilities: Infographic (Rights/Resp), Doc
- Family Centered Telehealth Infographic & Document
- Preparing For a Successful Telehealth Visit Worksheet



### YOUTH MATERIALS

- Social Stories (Telehealth & Caring for Mental Health)
- Videos (Telehealth & Caring for Mental Health)
- Webinar Launch



### RESOURCE LINKS

- External Websites (Connect/Device/See Provider/1st Visit)
- External Videos (Connect/Device/See Provider/1st Visit)
- Connect with the Telehealth Resource Center for your state
- Connect with your State's Center for Assistive Technology.  
(Technology Lending Library)

ALL RESOURCES CAN BE FOUND HERE: [WWW.FAMILYVOICES.ORG/TELEHEALTH](http://WWW.FAMILYVOICES.ORG/TELEHEALTH)

# Next Leveler's

Top  
9

*NOTE: The Next Leveler's are ready for more! This curriculum was not designed for them but many of the supporting resources and documents were! They are ideal candidates for the train the trainer model of the telehealth curriculum. Engage them to see if they are ready to help others in their community.*

TELEHEALTH  
CURRICULUM

- None... this curriculum was not designed for this group

FAMILY VOICES  
RESOURCES

- Barrier Busters (See also Section B: Barrier)
- Rights & Responsibilities: Infographic (Rights/Resp), Doc
- Family Centered Telehealth Infographic & Document
- Preparing For a Successful Telehealth Visit Worksheet

YOUTH  
MATERIALS

- Social Stories (Telehealth/ Caring for Mental Health) & Videos (Telehealth/Caring for Mental Health)
- Webinar Launch

RESOURCE  
LINKS

- External Websites (Connect/Device/See Provider/1st Visit)
- External Videos (Connect/Device/See Provider/1st Visit)
- Connect with the Telehealth Resource Center for your state